



District Report Card: 2017


State: Tripura	District: Sepahijala
Class: 5	Subject: Language
Schools: 57	Students: 1008


Participation/Coverage


Students

<div>GENDER</div> <div></div>	Boys		Girls	
	Number	%	Number	%
	472	46.83	536	53.17

<div>AREA</div> <div></div>	Rural		Urban	
	Number	%	Number	%
	908	90.08	100	9.92

<div>CATEGORY</div> <div></div>	SC		ST		OBC		GEN	
	Number	%	Number	%	Number	%	Number	%
	215	21.33	185	18.35	155	15.38	453	44.94

<div>CWSN</div> <div></div>	LD	VI	HI	S&LD	ID	Oth
	4	1	0	1	1	1

<div>Management</div> <div></div>	Government		Government-aided	
	Number	%	Number	%
	1008	100.00	0	0.00

Average Performance of Students in Language (%)

Overall	Gender		Area		Management		Social Group			
	Male	Female	Rural	Urban	Govt.	Aided	SC	ST	OBC	GEN
62.66	63.67	61.77	62.64	62.87	62.66	0.00	62.39	60.04	65.08	63.03

Performance on Learning Outcomes (LOs)

Learning Outcomes	Description	Average Performance(%)
L504	Reads and comprehends independently storybooks, news items/ headlines, advertisements etc.	56.69
L508	Reads text with comprehension, locates details and sequence of events	65.64

Range of Performance of Students who Answered Correctly							
Below 30%		30% - 50%		50% - 75%		Above 75%	
Number	%	Number	%	Number	%	Number	%
107	10.62	190	18.85	383	38.00	328	32.54

Lowest Performing Learning Outcomes (LOs)

- 1 - Reads and comprehends independently storybooks, news items/ headlines, advertisements etc. (56.69)
- 2 - Reads text with comprehension, locates details and sequence of events (65.64)